

DIMENSIONS AND WEIGHTS

Model No.	FIG	HP	MOTOR SIZE	DISCH. SIZE	DIMENSION IN INCHES					APPROX SHIP WT.
					A	B	C	D	E	
QF100-1B	A	3	4"	3" NPT	38.1	23.6	14.5	3.8	5.7	65
QF100-1	A	5	4"	3" NPT	44.1	29.6	14.5	3.8	5.7	82
QF100-2BB	A	5	4"	3" NPT	49.1	29.6	19.5	3.8	5.7	87
QF100-2	A	7 1/2	4"	3" NPT	43.5	24	19.5	3.8	5.7	113
QF100-2*	A	7 1/2	6"	3" NPT	49.1	29.6	19.5	5.4	5.7	104
QF100-3A	A	10	4"	3" NPT	67.8	43.9	23.9	3.8	5.7	154
QF100-3A	A	10	6"	3" NPT	49.3	25.4	23.9	5.4	5.7	130
QF100-3	A	15	6"	3" NPT	51.9	28	23.9	5.4	5.7	146
QF100-4AA	A	15	6"	3" NPT	56.4	28	28.4	5.4	5.7	161
QF100-4	A	15	6"	3" NPT	56.4	28	28.4	5.4	5.7	161
QF100-5AA	A	20	6"	3" NPT	63.4	30.6	32.8	5.4	5.7	172
QF100-5	A	20	6"	3" NPT	63.4	30.6	32.8	5.4	5.7	172
QF100-6B	A	20	6"	3" NPT	67.9	30.6	37.3	5.4	5.7	177
QF100-6	A	25	6"	3" NPT	70.4	33.1	37.3	5.4	5.7	192
QF100-7AA	A	25	6"	3" NPT	74.8	33.1	41.7	5.4	5.7	201
QF100-7	A	30	6"	4" NPT	74.8	33.1	41.7	5.4	5.7	220
QF100-8	A	30	6"	4" NPT	81.9	35.7	46.2	5.4	5.7	241
QF100-9B	A	30	6"	4" NPT	81.9	35.7	46.2	5.4	5.7	246
QF100-9*	A	40	6"	4" NPT	91.4	40.8	50.6	5.4	5.7	281
QF100-10*	A	40	6"	4" NPT	95.9	40.8	55.1	5.4	5.7	286
QF100-11*	A	50	6"	4" NPT	117.3	57.8	59.5	5.4	5.7	292
QF100-12*	A	50	6"	4" NPT	116.8	57.8	63.9	5.4	5.7	396
QF100-13*	A	50	6"	4" NPT	126.2	57.8	68.4	5.4	5.7	402
QF100-14*	A	60	6"	4" NPT	135.3	61.3	74	5.4	7.1	447
QF100-15*	A	60	6"	4" NPT	120.3	41.8	78.5	7.5	7.1	484
QF100-16*	A	75	8"	4" NPT	130.3	47.4	82.9	7.5	7.1	540
QF100-17*	A	75	8"	4" NPT	134.8	47.4	87.4	7.5	7.1	544
QF100-18	A	75	8"	4" NPT	139.2	47.4	91.8	7.5	7.1	626

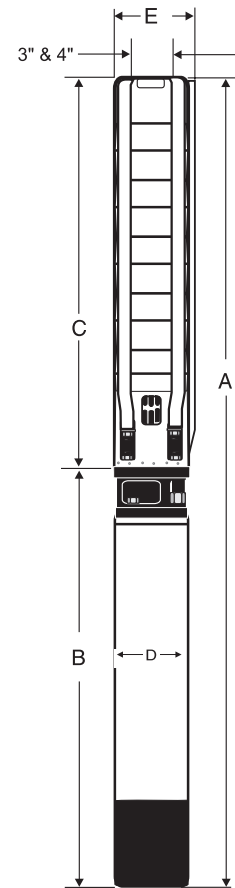


Fig. A

NOTES: Models 2-15 Stgs. are suitable for use in 6" wells, 16-18 Stgs. are suitable for use in 8" wells.

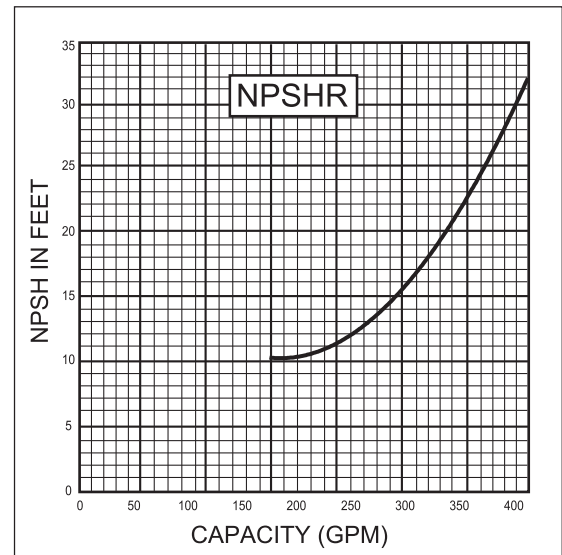
Weights include pump end with motor in lbs.

* Alternate motor sizes available.

MATERIALS OF CONSTRUCTION

Diffuser Chamber	304 Stainless Steel
Split Cone Nut	304 Stainless Steel
Split Cone	304 Stainless Steel
Impeller	304 Stainless Steel
Suction Interconnector	304 Stainless Steel
Inlet Screen	304 Stainless Steel
Straps	304 Stainless Steel
Cable Gurad	304 Stainless Steel
Coupling	304 Stainless Steel
Pump Shaft	Duplex Stainless Steel
Intermediate Bearings	NBR
Impeller Seal Ring	NBR /304 Stainless Steel
Check Valve Seat	NBR /304 Stainless Steel
Top/Lower Bearing	NBR /304 Stainless Steel
8" Motor Adaptor Plate	304 Stainless Steel
Upthrust Washer	Carbon/Graphite HY 22
Upthrust stop ring	304 S. S./Tungsten Carbide

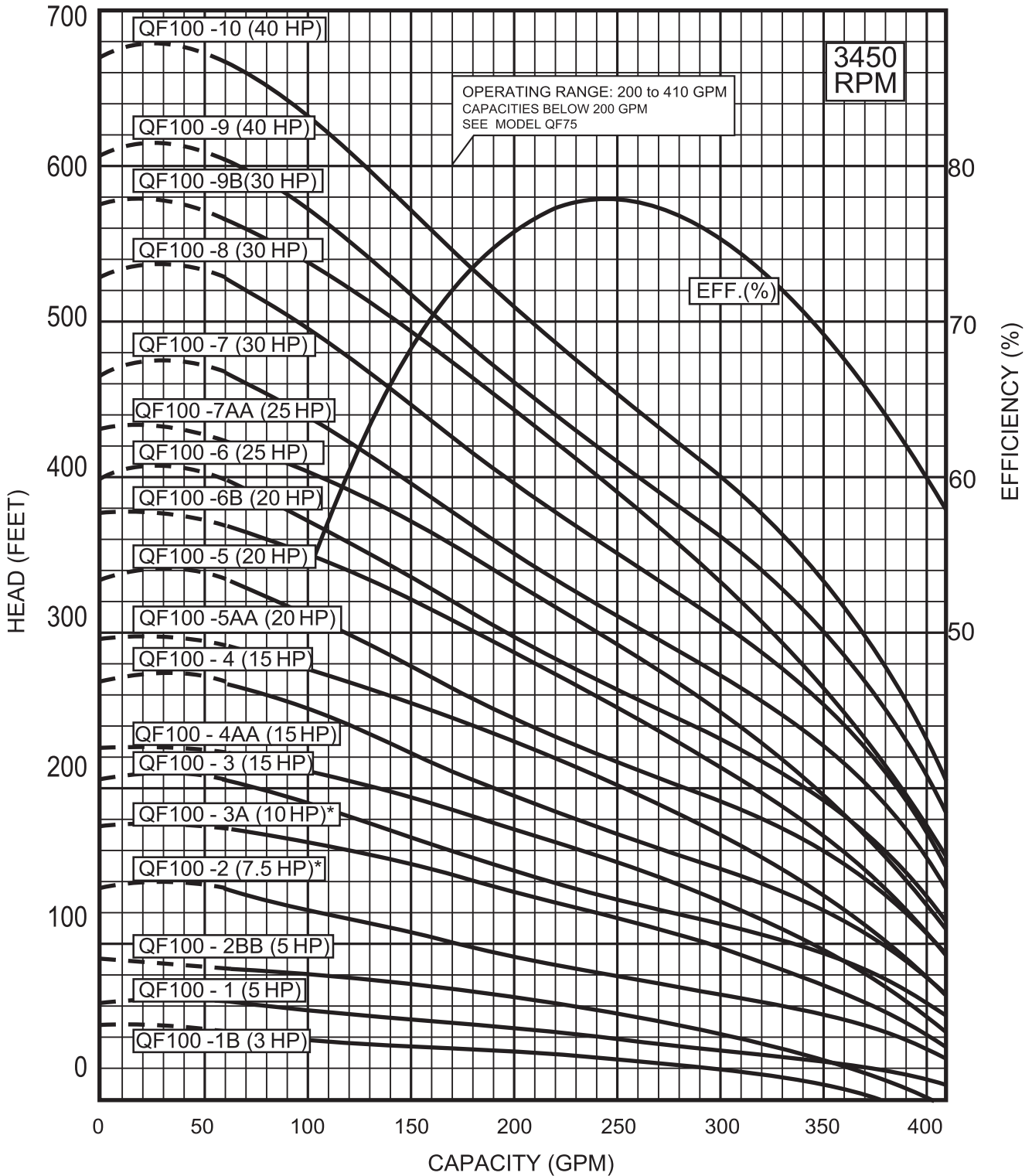
Notes: Specification are subject to change without notice



FLOW RANGE: 60 - 410 GPM

OUTLET SIZE: 3" & 4" NPT*

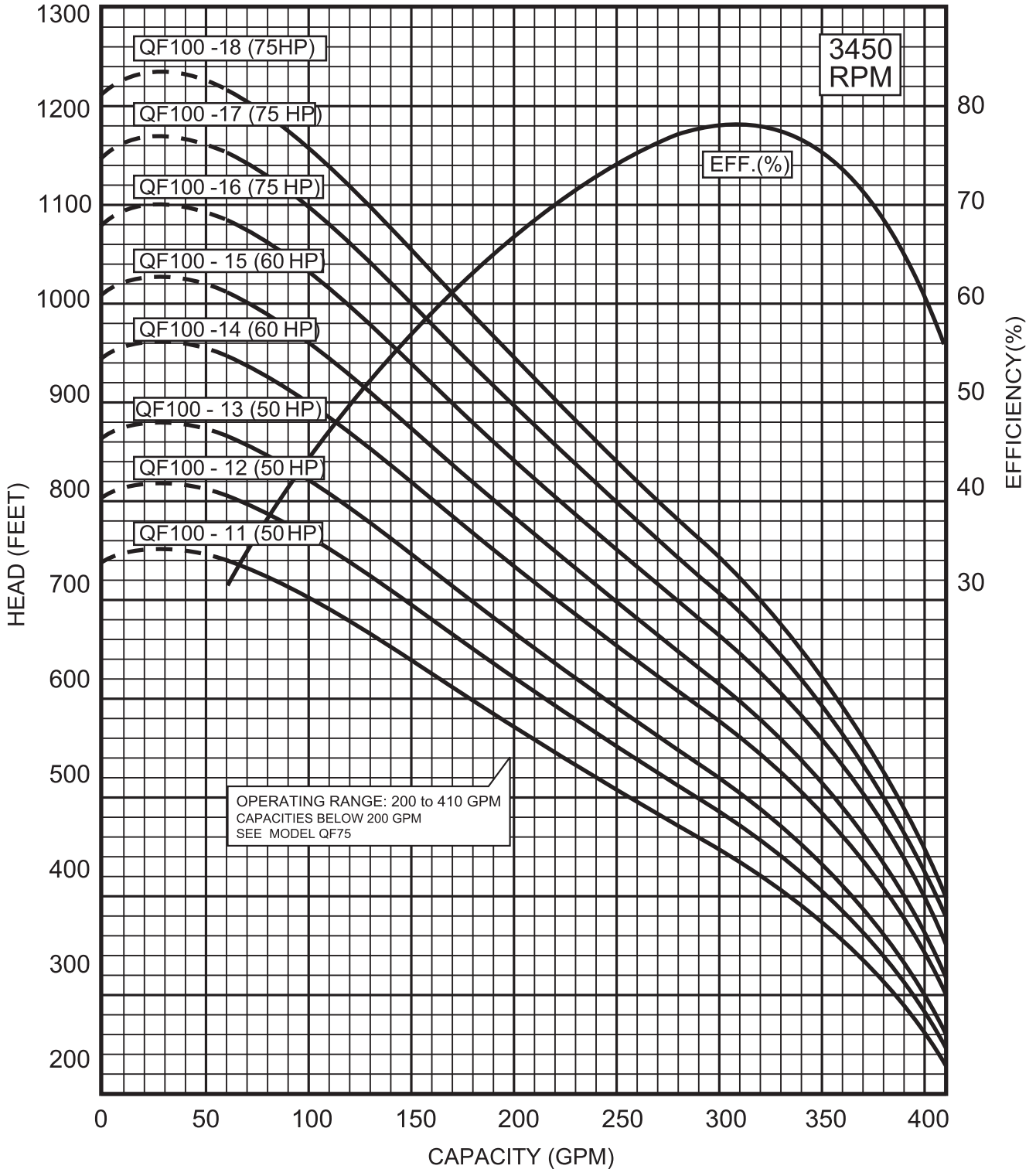
NOMINAL DIA. 6"



SPECIFICATIONS SUBJECT TO CHANGE WITHOUT NOTICE.
 4" MOTOR STANDARD, 7.5 HP/3450 RPM.
 6" MOTOR STANDARD, 15-50 HP/3450 RPM.
 8" MOTOR STANDARD, 60-75 HP/3525 RPM.
 * 3" NPT 2-7 STAGES, 4" NPT 8-18 STAGES.

Performance conforms to ISO 9906 Annex A
 @ 8 ft. min. submergence.

FLOW RANGE: 60 - 410 GPM OUTLET SIZE: 3" & 4" NPT* NOMINAL DIA. 6"



SPECIFICATIONS SUBJECT TO CHANGE WITHOUT NOTICE.
4" MOTOR STANDARD, 7.5 HP/3450 RPM.
6" MOTOR STANDARD, 15-50 HP/3450 RPM.
8" MOTOR STANDARD, 60-75 HP/3525 RPM.
* 3" NPT 2-7 STAGES, 4" NPT 8-18 STAGES.

Performance conforms to ISO 9906 Annex A
@ 8 ft. min. submergence.