

DIMENSIONS AND WEIGHTS

Model No.	FIG	HP	MOTOR SIZE	DIMENSION IN INCHES							APPROX SHIP WT.
				DISCH. SIZE	A	B	C	D	E	F	
QF125-1	A	7.5	6"	5" NPT	48.3	24	24.3	5.4	7	53.1	148
QF125-2BA	A	10	6"	5" NPT	54.8	25.4	29.4	5.4	7	59.6	178
QF125-2	A	15	6"	5" NPT	57.4	28	29.4	5.4	7	62.2	192
QF125-3A	A	20	6"	4" NPT	65	30.6	34.4	5.4	7	69.8	223
QF125-3	A	25	6"	5" NPT	67.5	33.1	34.4	5.4	7	72.3	210
QF125-4B	A	25	6"	5" NPT	72.6	33.1	39.5	5.4	7	77.4	210
QF125-4	A	30	6"	5" NPT	75.2	35.7	39.5	5.4	7	80	243
QF125-5BB	A	30	6"	5" NPT	80.2	35.7	44.5	5.4	7	85	252
QF125-5*	A	40	6"	5" NPT	85.3	40.8	44.5	5.4	7	90.1	276
QF125-6B	A	40	6"	5" NPT	90.4	40.8	49.6	5.4	7	95.2	285
QF125-6*	A	50	6"	5" NPT	107.4	57.8	49.6	5.4	7	112.2	285
QF125-7A	A	50	6"	5" NPT	113	57.8	55.2	5.4	7	117.8	450
QF125-7*	A	60	6"	5" NPT	119	63.8	55.2	5.4	7	123.8	450
QF125-8*	A	60	6"	5" NPT	124	63.8	60.2	5.4	7	128.8	459
QF125-9	A	75	8"	5" NPT	112.7	47.4	65.3	7.6	7.7	117.5	577
QF125-10	A	75	8"	5" NPT	117.7	47.4	70.3	7.6	7.7	122.5	586
QF125-11	A	100	8"	5" NPT	130.3	54.91	75.4	7.6	7.7	135.1	672
QF125-12	A	100	8"	5" NPT	135.3	54.91	80.4	7.6	7.7	140.1	701
QF125-13	A	100	8"	5" NPT	140.3	54.91	85.4	7.6	7.7	145.1	709

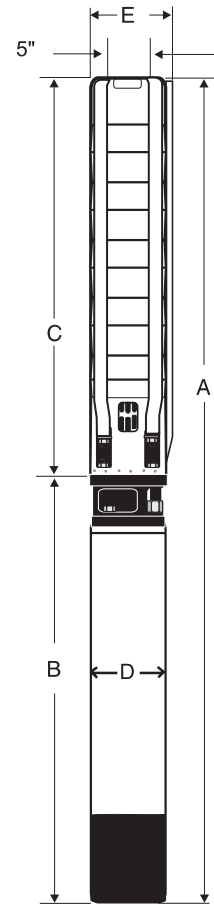


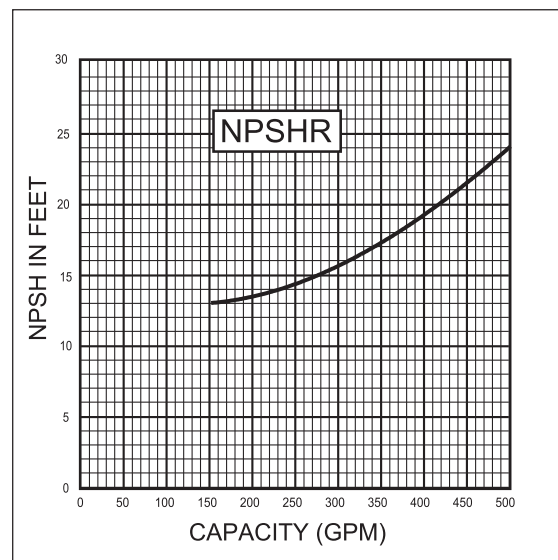
Fig. A

NOTES: All models suitable for use in 8" wells, unless otherwise noted.
Weights include pump end with motor in lbs.
*Alternate motor sizes available.

MATERIALS OF CONSTRUCTION

MATERIALS OF CONSTRUCTION	
COMPONENT	CYLINDRICAL SHAFT (1-13 Stgs.)
Valve Housing	304 Stainless Steel
Check Valve	304 Stainless Steel
Diffuser Chamber	304 Stainless Steel
Split Cone	304 Stainless Steel
Impeller	304 Stainless Steel
Suction Inerconnector	304 Stainless Steel
Inlet Screen	304 Stainless Steel
Straps	304 Stainless Steel
Cable Guard	304 Stainless Steel
Coupling	304 Stainless Steel
Pump Shaft	Duplex Stainless Steel
Intermediate Bearings	NBR
Impeller Seal Ring	NBR /PPS
Lower Bearing	NBR/304Stainless Steel 304
Upthrust Washer	Carbon/Graphite HY 22
Upthrust stop Ring	304 S.S./Tungsten Carbide
O-Ring	NBR
Valve Seat	304 Stainless Steel
Lower Valve Seat Retainer	304 Stainless Steel
Upper Valve Seat Retainer	304 Stainless Steel
Valve Guide	304 Stainless Steel
Valve Cup Spring	304 Stainless Steel

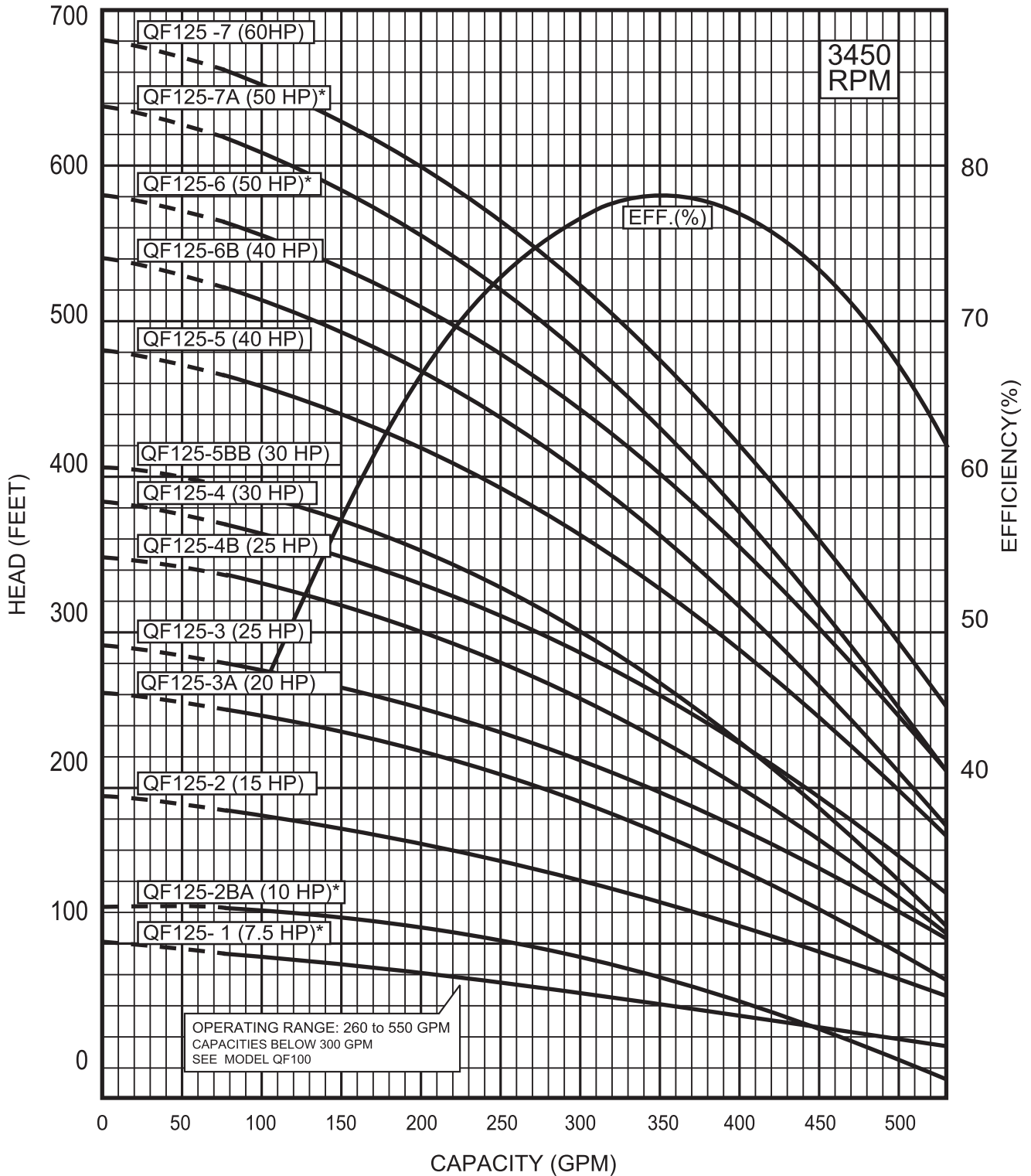
NOTES : Specifications are subject to change without notice.



FLOW RANGE: 75 - 550 GPM

OUTLET SIZE: 5" NPT

NOMINAL DIA. 8"



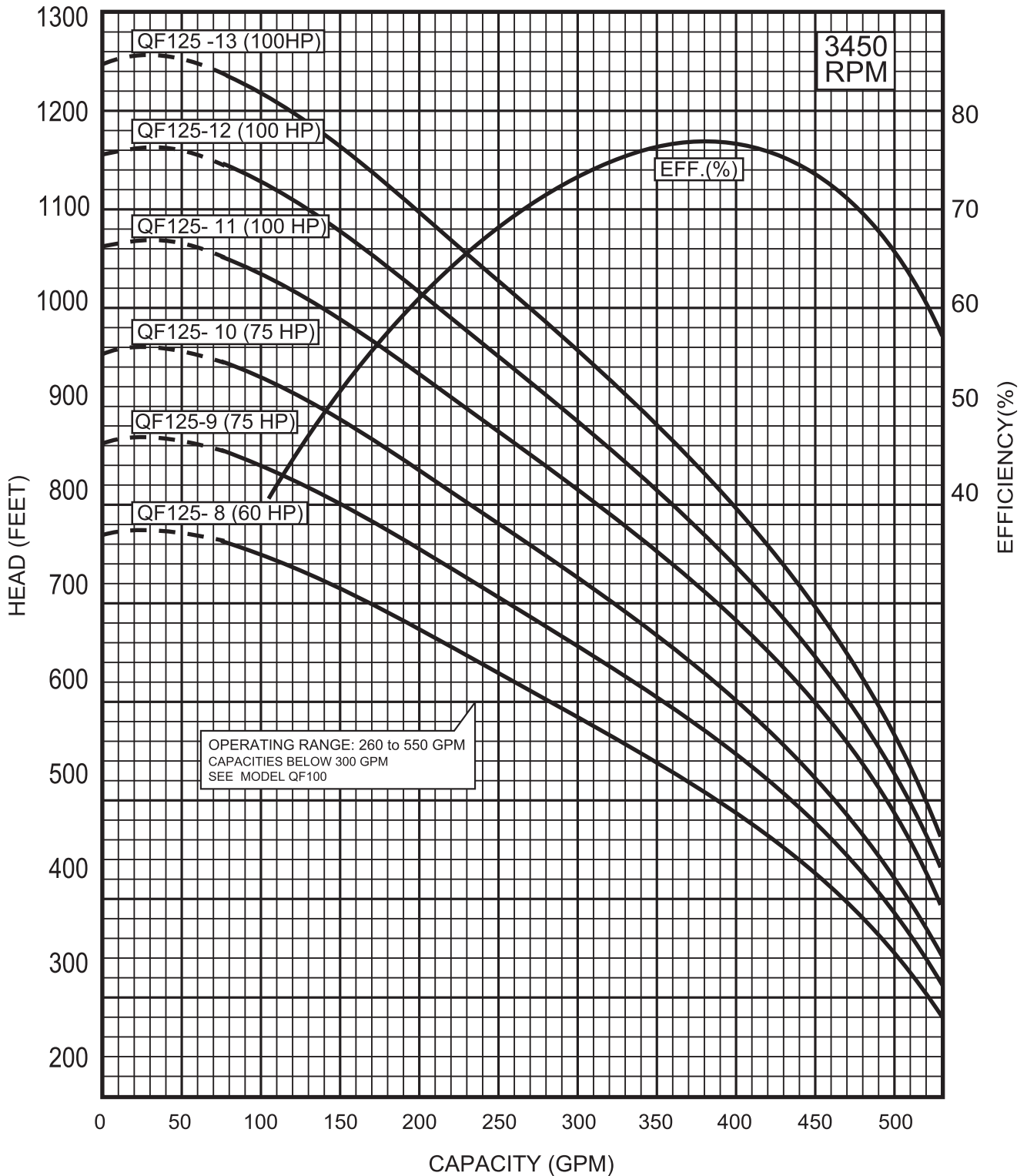
SPECIFICATIONS SUBJECT TO CHANGE WITHOUT NOTICE.
6" MOTOR STANDARD, 10-60 HP/3450 RPM.
8" MOTOR STANDARD, 75-100 HP/3525 RPM.
* Alternate motor sizes available.

Performance conforms to ISO 9906 Annex A
@ 8 ft. min. submergence.

FLOW RANGE: 75 - 550 GPM

OUTLET SIZE: 5" NPT

NOMINAL DIA. 8"



SPECIFICATIONS SUBJECT TO CHANGE WITHOUT NOTICE.
6" MOTOR STANDARD, 10-60 HP/3450 RPM.
8" MOTOR STANDARD, 75-100 HP/3525 RPM.
* Alternate motor sizes available.

Performance conforms to ISO 9906 Annex A
@ 8 ft. min. submergence.